




# CB 425 HC

B-Qube



Self-contained ice maker - Sprayer system  
Daily production up to 54 kg

Hotel  
Restaurant  
Fast food  
Bar  
Disco  
Fish market  
Supermarket  
Medical & SPA  
Industry




► Position n°



► Features & Plus

- Resistant and crystal cube
- AISI 304 SS Scotch Brite finish
- Tropical class +43°C
- Adjustable Stainless Steel feet
- Removable and cleanable air filter
- Air or water cooling system
- Easy cleanable internal rounded surfaces
- HCFC-Free insulated storage
- RoHS Free
- Disappearing insulated door
- Electromechanical operation
- ON-OFF rocker switch
- Standard voltages
- HFC Free
- Automatic Washing system



Green-Tech Design



Side openings for better ventilation

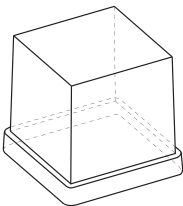


Double water inlet (W models only)



Plug-in electrical connection

► Available ice cube size



**Cube 23 grams**  
dimensions H 31.5 x L 32.5

► Prod. 24h

°C	Air temp.		Water temp.		kg	lbs
	10° C	50° F	7° C	45° F	54	119
	21° C	70° F	15° C	60° F	48	106

**2 Years Warranty**  
subject to limitations

► Certifications available for this model



[www.bremagroup.it](http://www.bremagroup.it)  
[info@bremagroup.it](mailto:info@bremagroup.it)

We are Brema



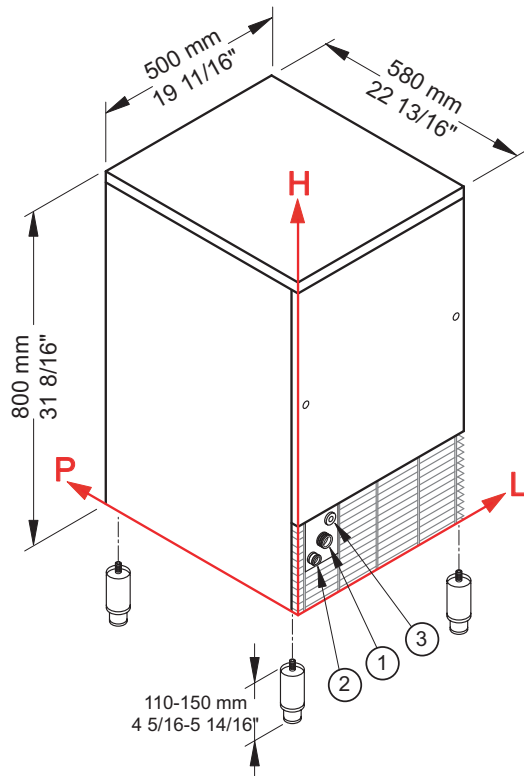


B-Qube

# CB 425 HC



## Self-contained ice maker - Sprayer system Daily production up to 54 kg



### ► Working conditions

- Location: Indoor

	Min	Max
Ambient temperature	+10° C / +50° F	+43° C / 110° F
Water temperature	+3° C / +37° F	+32° C / +90° F
Voltage	-10%	+10%
Water inlet pressure	1bar (14 psi)	6bar (84 psi)

### ► Performances

		Water temperature					
		7° C	45° F	15° C	60° F	21° C	70° F
Air temperature	10° C	54 kg					
	50° F		119 lbs				
	21° C			48 kg			
	70° F				106 lbs		
	32° C					44 kg	
	90° F						97 lbs

### ► Connections

All measures are referred to the rear bottom-left corner (L-H-Ø)

- ① Water in.: 130 mm / 5 2/16" - 95 mm / 3 12/16" - 3/4"      ② Water out.: 56 mm / 2 3/16" - 155 mm / 6 2/16" - 24 mm / 15/16"
- ③ Electrical connections: 95 mm / 3 12/16" - 225 mm / 8 14/16"      ④ Cond. water in: 119 mm / 4 11/16" - 181 mm / 7 2/16" - 3/4"
- ④ Only for water cooling systems

### ► Technical information

Production in 24h      48 kg / 106 lbs

Store capacity, up to      25 kg / 55 lbs

Cooling system      A - W

Kind of cube      Q-23g

Refrigerant      R290

Standard voltage      220-240 V ~ 50 Hz

Average power consumption      450 W

Fuse      10 A

Electrical consumption      28 kWh/100kg

Water consumption      A: 3 l/kg - 35,9 gal/100 lbs

W: 15 l/kg - 179,7 gal/100 lbs

Sizes (L-P-H mm)      497 - 592 - 797

(L-P-H in)      19 9/16 - 23 5/16 - 31 6/16

Sizes with pack (L-P-H mm)      550 - 660 - 970

(L-P-H in)      21 10/16 - 26 - 38 3/16

Net weight      46 kg / 101 lbs

Gross weight      54 kg / 119 lbs

Finish      AISI 304 stainless steel, scotch brite

All the technical information must be considered at the following conditions:

Sizes without feet

Standard Cube (23 g)

Ambient temperature +21° C

Water temperature +15° C

Electrical consumption at +32° C (standard voltage)

Average power consumption at +43° C (standard voltage)

Models and specifications are subject to change without notice

Rev. 03 - Issued January 2025



[www.bremagroup.it](http://www.bremagroup.it)  
[info@bremagroup.it](mailto:info@bremagroup.it)

We are Brema

